




A.E.D.P.



ART ELEMENTS

DOT




COLOUR

LINE




SHAPE

TONE




FORM



TEXTURE

PATTERN



DESIGN PRINCIPLES




BALANCE

TENSION





SYMMETRY

HARMONY



LIGHT

SPACE



CONTRAST

SCALE



NAME _____

CLASS: _____

DATE: _____



AEDP



VOCABULARY REVIEW

Let's review the 8 Elements of Art and 9 Principles of Design.
Drag and drop (or write) the words from the Word Bank into the correct box below.

WORD BANK

LINE CONTRAST HARMONY SPACE
FORM SHAPE COLOUR TENSION
LIGHT/DARK TEXTURE PATTERN DOT
SYMMETRY COMPOSITION SCALE TONE

ART ELEMENTS

DESIGN PRINCIPLES

8

9


VISUAL STUDIES FRAMEWORK

Before the period	History over all? Name of period before? Artists of that time?
Context	When/ What peiord / Where did it start / Why did it start????
Artists and Artefacts	Name artist(s) Their born/death dates. Info about them, their influence, process and meida. Named artefacts and illustations.
Analysis	Form- adjectives describing these arefacts 2D /3D Function - was this to be worn? viewed? refelect?
Art Elements and Design Principles	Be specific and name the AEDP that apply. eg. expereisive and colourful use of 'dot' in Yayoi Kusama's "Infinity Mirror Rooms (1965)".
Media and Areas of Practice	Media- what is it made out off and why is it important/ significant? Practice- What does the artists practice say about their identity or their artwork?
Innovation and Invention	How were these aretfeact unique/ orignal/ or even shocking? What was invented to make these works?
After the Period	How were these aretfeact unique/ orignal/ or even shocking? What was invented to make these works?




Exit Ticket

Ms Barker Art Craft & Design



Name: _____ Class: _____

Something I learnt:



An activity I enjoyed:

Something I struggled with:

Circle AEDP

Ms Barker Art Craft & Design

A.E.D.P.

ART ELEMENTS		DESIGN PRINCIPLES	
DOT	COLOUR	BALANCE	TENSION
LINE	SHAPE	SYMMETRY	HARMONY
-tone	FORM	LIGHT	SPACE
PATTERN	TEXTURE	SCALE	CONTRAST

Artist's Statement of intent

A artist's statement of intent helps you to....



- Plan your ideas before you start making your artwork
- Remind yourself of your goal while you are creating
- Reflect on your work and see if it shows your ideas when you finish

Title of Work: _____

My project explores the theme
“ _____ ”.

I will make a _____ inspired by
_____.

My Inspiration:

I will look closely at (objects, places, or ideas) such as
_____.

My support study artist(s) are
_____, who inspires me because
_____.

My Art Elements & Design Principles:

I will focus on (choose specific AEDP): dot, line, shape,
colour, tone, texture, pattern, form, space, contrast, balance,
rhythm, composition.

My Message:

I want my audience to think about
_____.